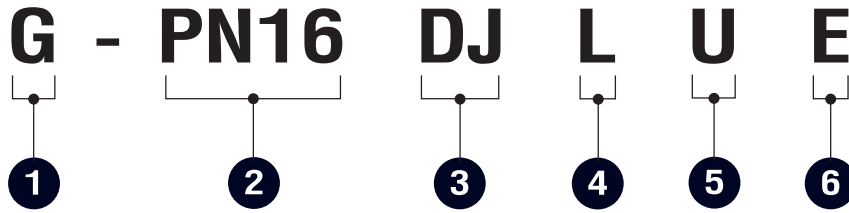


DJ SERIES BUTTERFLY VALVES

Product Coding



1 Valve operation

None:	Lever handle
G:	Gear
VG:	Vertical gear
B:	Type B pneumatic actuator
BS:	Type BS pneumatic actuator
FA:	Type FA pneumatic actuator
FAS:	Type FAS pneumatic actuator
EXS:	Type EXS KELMO [®] electric actuator

2 Class

150:	ASME 150 psi
200:	ASME 200 psi
PN16:	BS4504 PN16
10:	JIS 10K
16:	JIS 16K

3 Valve material and design

DJ:	Ductile iron DJ series
FDC:	Ductile iron C series

4 Connection

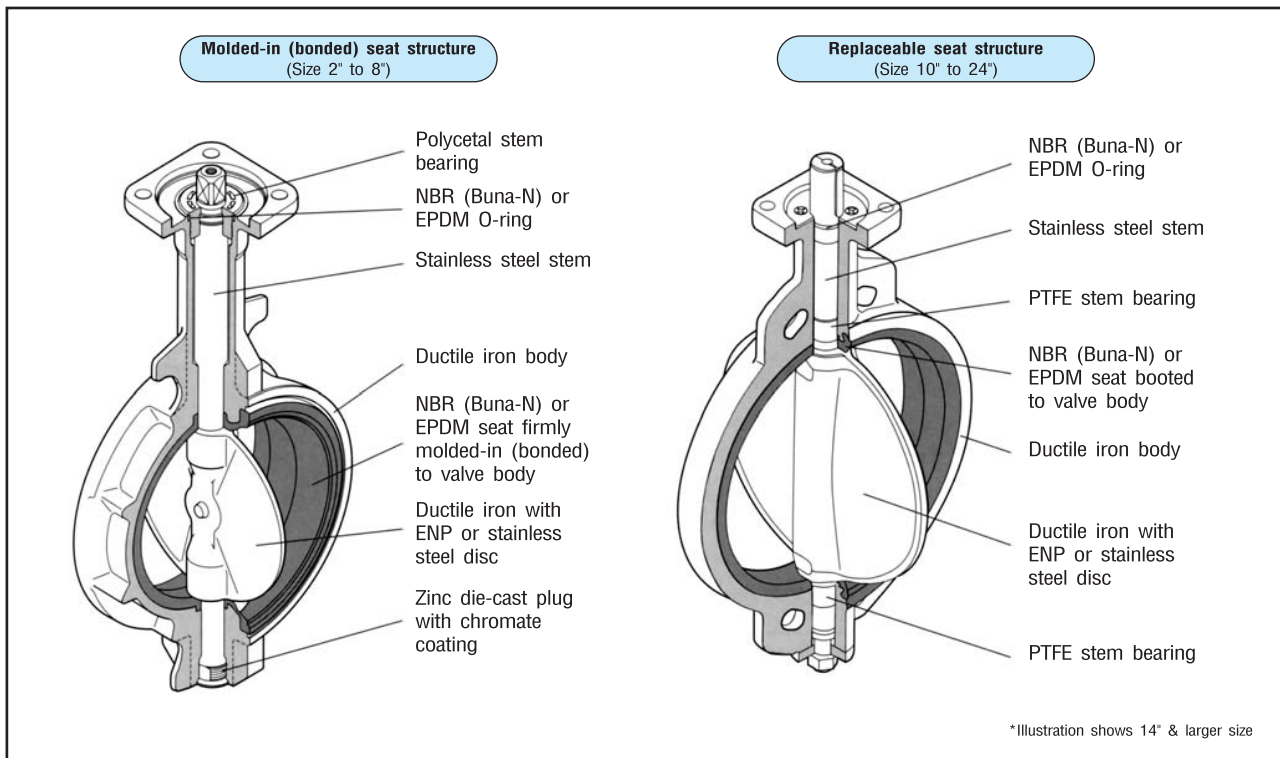
Non:	Water
L:	Lugged
F:	Double flanged

6 Seat material

Non:	NBR (Buna-N)
E:	EPDM

5 Disc material

Non:	Ductile iron (Ni-plated)
U:	304 stainless steel
M:	316 stainless steel
A:	Aluminum bronze



*Illustration shows 14" & larger size

Materials

Parts	Materials	
Body	Ductile iron*1	
Stem	410 stainless steel	
Disc	See "Trim material coding"	
Seat		
O-ring	NBR (Buna-N) or EPDM	
Bearing	Polyacetal and metal backed PTFE	
Plug (size 2" to 8")	Zinc die-cast	
Bottom stem	403 stainless steel	
Operator	Lever	Aluminum die-cast
	Gear	Aluminum die-cast
	Vertical gear	Cast iron

Trim materials coding

Fig. suffix	Disc	Seat
None	Ductile iron (Ni-plated)	NBR (Buna-N)
E	Ductile iron (Ni-plated)	EPDM
U	304 stainless steel	NBR (Buna-N)
UE	304 stainless steel	EPDM
M	316 stainless steel	NBR (Buna-N)
ME	316 stainless steel	EPDM
A	Aluminum bronze	NBR (Buna-N)
AE	Aluminum bronze	EPDM

*1 Cast Iron for JIS 10K design, size 14" and larger.

BUTTERFLY VALVES

DJ SERIES

Lever Operated Wafer Type

ASME 150/200 psi Design

150/200DJ □□

BS PN16 Design

PN16DJ □□

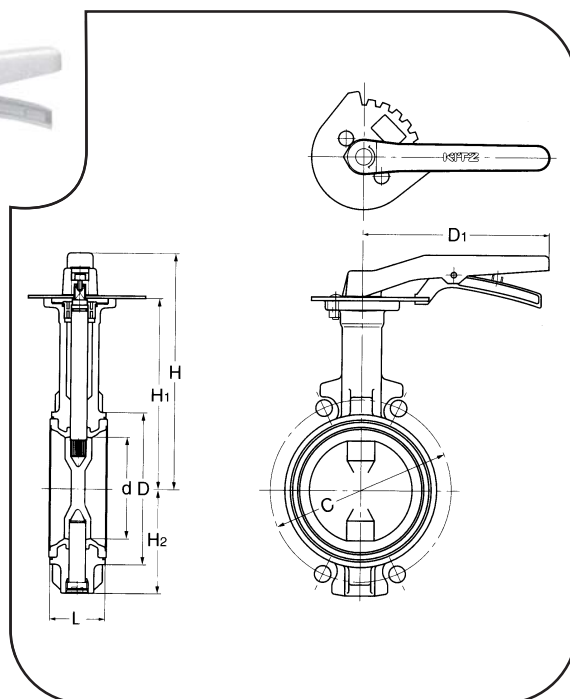

JIS 10K Design

10DJ □□

JIS 16K Design

16DJ □□

□□ of product coding
are trim material coding



ASME 150/200 psi - BS PN16 - JIS 16K Design

Dimensions

Valve Size		d	H	H1	H2	L	D	C			D1
inch	mm							ASME 150/200	PN16	16K	
2	50	50	191	147	67	43	90	120.5	125	120	180
2½	65	65	199	155	75	46	104	139.5	145	140	180
3	80	80	217	173	91	46	124	152.5	160	160	180
4	100	100	227	183	101	52	146	190.5	180	185	180
5	125	125	265	211	127	56	176	216	210	225	230
6	150	150	277	223	139	56	206	241.5	240	260	230
8	200	197	287(284.5)	248	169	60	257	298.5	295	305	350

JIS 10K Design

Dimensions

Valve Size		d	H	H1	H2	L	D	C	D1
inch	mm								
2	50	50	191	147	67	43	90	120	180
2½	65	65	199	155	75	46	104	140	180
3	80	80	217	173	91	46	124	150	180
4	100	100	227	183	101	52	146	175	180
5	125	125	265	211	127	56	176	210	230
6	150	150	277	223	139	56	206	240	230
8	200	197	287	248	169	60	257	305	350

**Gear Operated
Wafer Type**

ASME 150/200 psi Design

G-150/200DJ □ □

BS PN16 Design

G-PN16DJ □ □

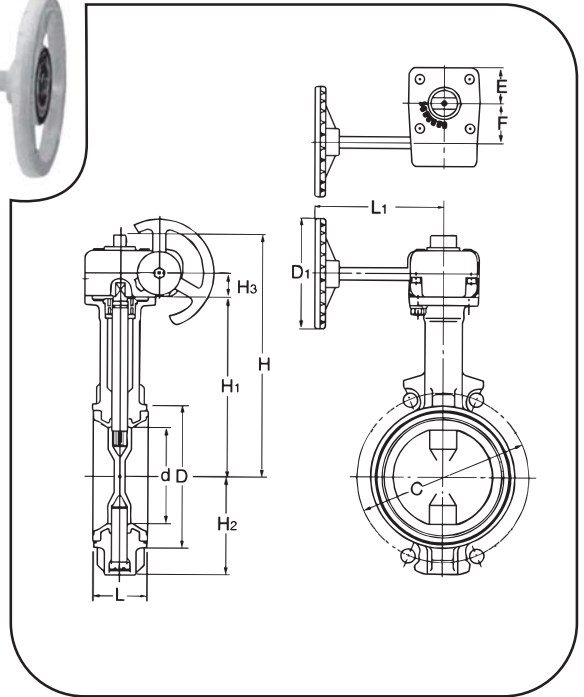
JIS 10K Design

G-10DJ □ □

JIS 16K Design

G-16DJ □ □

□ □ of product coding
are trim material coding



ASME 150/200 psi - BS PN16 - JIS 16K Design

Dimensions

Valve Size		d	H	H1	H2	H3	L	D	C			D1	L1	E	F
inch	mm								ASME 150/200	PN16	16K				
2	50	50	210(165.5)	147	67	24	43	90	120.5	125	120	110	135	36.5	40.5
2 1/2	65	65	218(173.5)	155	75	24	46	104	139.5	145	140	110	135	36.5	40.5
3	80	80	236	173	91	24	46	124	152.5	160	160	110	135	36.5	40.5
4	100	100	246	183	101	24	52	146	190.5	180	185	110	135	36.5	40.5
5	125	125	274	211	127	24	56	176	216	210	225	110	150	36.5	40.5
6	150	150	286	223	139	24	56	206	241.5	240	260	110	150	36.5	40.5
8	200	197	325	248	169	32	60	257	298.5	295	305	170	180	51	63
10	250	246	381	304	219	32	68	312	362	355	380	170	180	51	63
12	300	295	406	329	244	32	78	364	432	410	430	170	180	51	63
14	350	334	435	360	309	32	78	407	476.5	470	480	315	280	56	72
16	400	385	490	415	341	32	102	466	539.5	525	540	350	280	56	72
18	450	434	545	439	365	45	114	522	578	585	605	400	330	73	86
20	500	482	594	488	414	45	127	575	635	650	660	480	330	73	86
24	600	579	660	536	463	50	154	680	749.5	770	770	480	360	80	100

JIS 10K Design

Dimensions

Valve Size		d	H	H1	H2	H3	L	D	C	D1	L1	E	F
inch	mm												
2	50	50	210	147	67	24	43	90	120	110	135	36.5	40.5
2 1/2	65	65	218	155	75	24	46	104	140	110	135	36.5	40.5
3	80	80	236	173	91	24	46	124	150	110	135	36.5	40.5
4	100	100	246	183	101	24	52	146	175	110	135	36.5	40.5
5	125	125	274	211	127	24	56	176	210	110	150	36.5	40.5
6	150	150	286	223	139	24	56	206	240	110	150	36.5	40.5
8	200	197	325	248	169	32	60	257	290	170	180	51	63
10	250	246	381	304	219	32	68	312	355	170	180	51	63
12	300	295	406	329	244	32	78	364	400	170	180	51	63
14	350	334	447	360	309	47	78	407	445	315	280	56	72
16	400	385	502	415	341	47	102	466	510	350	280	56	72
18	450	434	526	439	365	47	114	522	565	400	330	73	86
20	500	482	587	488	414	60	127	575	620	480	330	73	86
24	600	579	635	536	463	60	154	680	730	480	360	80	100